

for me, for you, for later

FIRST STEPS TO SPENDING, SHARING, AND SAVING™

para mí, para ti, para luego

PRIMEROS PASOS PARA GASTAR, COMPARTIR Y AHORRAR™

Three Jars: Labels

Help your child practice spending, sharing, and saving!







Cut out these labels and encourage your child to color and decorate them. Attach each label to a clear plastic jar. Talk about how your child could use the money he puts into each jar.

Tres jarros: Etiquetas

¡Ayude a sus niños a practicar cómo gastar, compartir y ahorrar!

Recorte estas etiquetas y motive a sus niños a colorearlas y decorarlas. Peguen cada etiqueta en un jarro plástico transparente. Hable con sus niños sobre cómo pueden usar el dinero que pongan en cada jarro.



 <p>spending</p> <p>TM/© 2011 Sesame Workshop</p>	 <p>gastar</p> <p>TM/© 2011 Sesame Workshop</p>
<p>sharing</p>  <p>TM/© 2011 Sesame Workshop</p>	<p>compartir</p>  <p>TM/© 2011 Sesame Workshop</p>
 <p>saving</p> <p>TM/© 2011 Sesame Workshop</p>	 <p>ahorrar</p> <p>TM/© 2011 Sesame Workshop</p>